
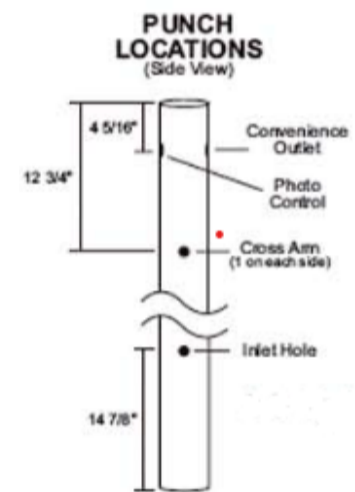


DIRECT BURIAL RESIDENTIAL LAMP POSTS

The Direct Burial Lamp post collection, 10', 12', 15' in black. Posts are durable extruded aluminum. Fits post mount lantern with standard 3" fitters. Extra wall thickness assures long life. Made of non-rusting extruded aluminum. Wall thickness is .065 in. Durable powder coat finish, smooth round style.



Part Number	Post Length	Sugg. Burial Depth
10P	10'	24"
12P	12'	24"
15P	15'	30"



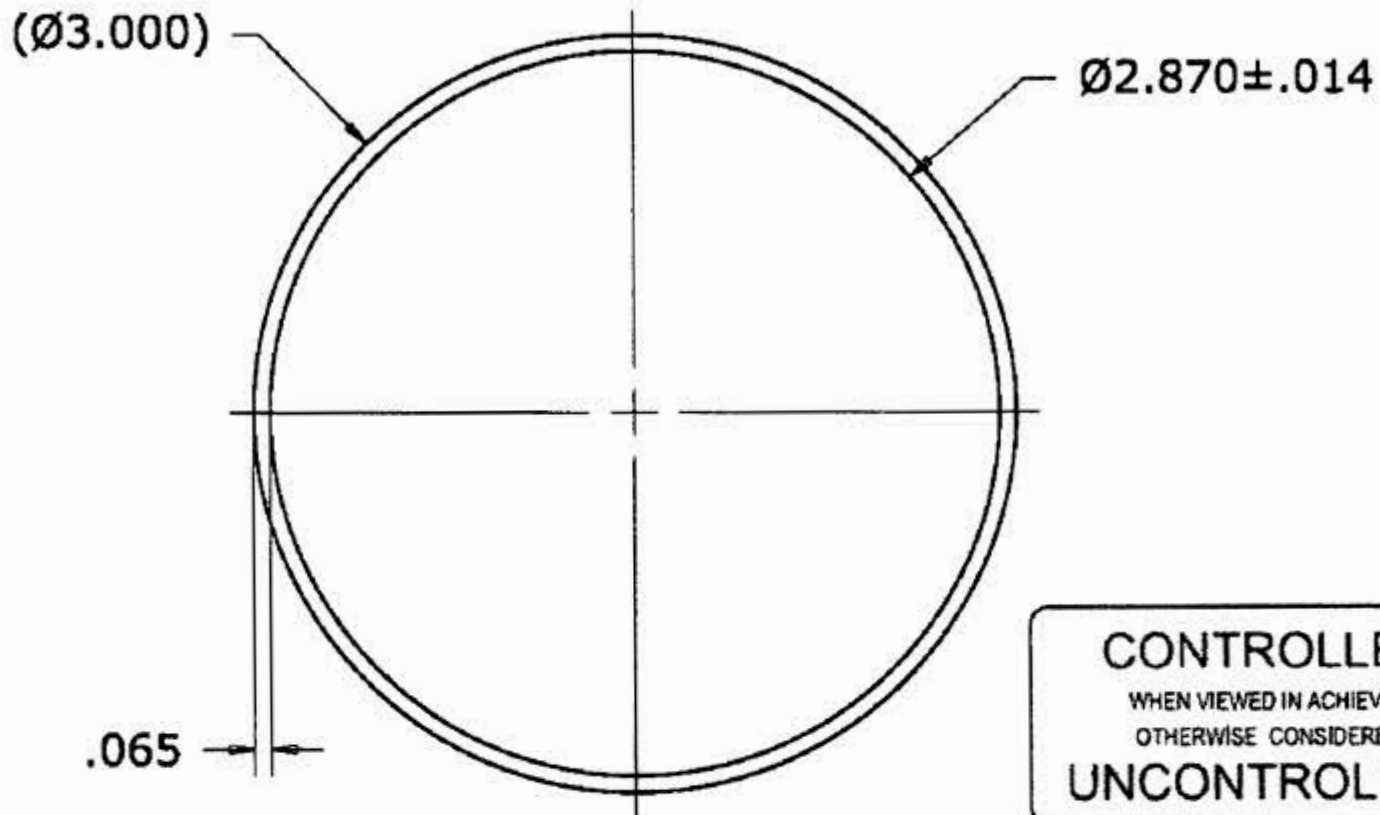
SAFETY NOTE: Selecting posts and electrical accessories for performance and safety requires a full understanding of various factors and conditions. Professional engineering assistance in selecting these items is highly recommended. Purchaser is responsible for meeting any and all codes or requirements.

NOTE: ALUMINIUM ASSOCIATION
STANDARD COMMERCIAL TOLERANCES
APPLY - UNLESS OTHERWISE NOTED

FINISH REQUIREMENTS PER
WORK INSTRUCTIONS

PROFILE#

H-80526



TOLERANCES, UNLESS OTHERWISE SPECIFIED:

WALL-

ALLOWABLE DEVIATION OF MEAN WALL THICKNESS FROM SPECIFIED WALL THICKNESS $\pm .009$
ALLOWABLE DEVIATION OF WALL THICKNESS AT ANY POINT FROM MEAN WALL THICKNESS IS $\pm 10\%$
OF MEAN WALL THICKNESS, MAX $\pm .060$, MIN $\pm .010$

ORIGINAL ENGINEERING PLOT
STAMPED IN RED

		SIZE DESCRIPTION		EST. AREA .599	
		2.870 ID X 0.065 WALL		EST. WT/FT 8081 .705	
		REF. (OLD PART NUMBER)		EST. WT/FT 3003 .712	
		ET80526		TOTAL PERI. 18.441	
NO.	REVISIONS		DRAWN	GEN. TOL.'S	OUTER PERI. 9.425
DATE			DT 05-16-11	SPL	
			CHECKED	SCALE	DWG NO. ST-7575
				FULL	